



DIFFERENTIATE PRIMARY AND SECONDARY DENGUE

PANBIO[®] DENGUE DUO CASSETTE

A rapid immunochromatography test designed for the qualitative presumptive detection of IgM and high-titre IgG antibodies to dengue virus in human serum, plasma and whole blood. The assay aids in distinguishing between primary and secondary dengue infection by detecting the high levels of IgG characteristic of secondary infections and IgM levels associated with primary dengue.

True Point-of-Care Diagnosis

- Kit contains all that is needed to run a test
- Whole blood, serum or plasma
- Wide storage temperature (2-30°C)

Fast, reliable results

- Results in 15 minutes
- Differentiation between primary and secondary dengue
- >90% Sensitivity and Specificity using serum samples
- 18 months expiry from date of manufacture



Panbio® Dengue Duo Cassette

SIMPLE TEST PROCEDURE

1 Add 10 µL of whole blood, serum or plasma to circular well



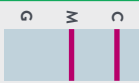
2 Add 2 drops of buffer to square well



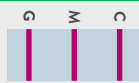
3 Read result in 15 minutes



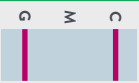
INTERPRETATION OF RESULTS



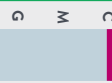
IgM Positive
Primary
Dengue



IgM and IgG
Positive
Secondary
Dengue



IgG Positive
Secondary
Dengue



Negative

Any sign of a pink line should be considered a positive result.

CATALOGUE NUMBER	DESCRIPTION	NO. OF TESTS
01PF20	Panbio® Dengue Early Rapid	25
01PF10	Panbio® Dengue Duo Cassette	25

Not available for sale or distribution in the US.

SEROLOGICAL SENSITIVITY AND SPECIFICITY*

	BURMA – SAMPLE 1	BURMA – SAMPLE 2	IMIA
Serological sensitivity (Primary)	10/14 (71.4%)	11/14 (78.6%)	114/134 (85.1%)
Serological sensitivity (Secondary)	24/31 (77.4%)	31/31 (100.0%)	162/164 (98.8%)
Serological specificity	31/34 (91.2%)	29/34 (85.3%)	153/167 (91.6%)

*This data has been extracted from the Panbio Dengue Duo Cassette Instructions for Use

FOR MORE INFORMATION, CONTACT YOUR DISTRIBUTOR
OR VISIT ABBOTT.COM/POCT.

© 2019 Abbott. All rights reserved. All trademarks referenced are trademarks of either the Abbott group of companies or their respective owners. Any photos displayed are for illustrative purposes only. IDEM223508 12000935-02 08/19

